



## KEY FEATURES

- ❖ Enhances the drilling operation, minimizing risk and making the actual drill time more effective, efficient and profitable.
- ❖ Allows the drill operator to see critical waypoints coming up.
- ❖ Enables the drill operator to define the first and last rod lengths, aligning the plan to the real-time bore monitor.
- ❖ Gives the drill operator the ability to monitor critical waypoints points such as entry and exit pits, utility crossings with distance information and depth as you approach the waypoints.
- ❖ Provides key drilling information to the rig operator that can be used to stay on plan for a more efficient bore.
- ❖ Includes an audible and visual alert for Beacon Temperature and allows the operator to customize the warning and caution points.
- ❖ Logs bore data in real time for easy, accurate reporting upon completion.
- ❖ Works with GPS (optional) to reduce time spent making distance measurements (accuracy dependent on type of GPS).

# SCOUTVIEW™ COMMANDER™ 7 SOFTWARE

Subsite® ScoutView software for the Commander 7 HDD Guidance Display lets you upload your Field Scout™ bore plan to the Commander 7 screen and monitor the bore in real time. In addition, it enables you to log bore data, display bore info when approaching a waypoint/obstacle—all from the drill seat during the bore.

When the bore is complete, you can use Field Scout to download the completed bore to your mobile device, where you can email your plan and As-Built to a supervisor, owner, or client for approval or further action. With ScoutView, you can reduce your risk and make your drill time more efficient, improving profitability on every bore.

*An important part of the Green Ops process.*



# SCOUTVIEW™ COMMANDER™ 7 SOFTWARE




There's a better way to bore: **Green Ops (GO)**. It's a more complete process that leverages technology and information to give you a clear plan, more control, and faster reporting for safer, more productive jobs. **Save time. Make money. With Green Ops.**



*After you've done your Field Scout preplan, just walk over to the Commander 7, connect it via Bluetooth, and hit download new plan. It goes right in. Now your driller has everything you just did. I can have this information done and loaded, usually before they get the drill on the ground and the water hooked up. ScoutView is that efficient.*

— Michael Melson  
Vice President, L&M Construction

## > SOLUTIONS IN THE GREEN OPS PROCESS

			
TMS PLUS	X		
FIELD SCOUT™	X		X
SCOUTVIEW™	X	X	X
COMMANDER™ 7		X	
TSR MOBILE			X



Every step of the Green Ops process utilizes modern data-sharing technology to improve the accuracy and efficiency of the task at hand. Integrating these tools into your bore routine can reduce your risk of striking something underground, while increasing your productivity and profitability.

**Learn more at**  
[SubsiteGreenOps.com](http://SubsiteGreenOps.com)

